

Five-Tab Book

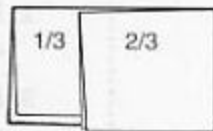
1. Fold a sheet of paper in half like a *hot dog*.
2. Fold the paper so that one-third is exposed and two-thirds are covered.
3. Fold the two-thirds section in half.
4. Fold the one-third section (single thickness) backward to form a fold line.

The paper will be divided into fifths when opened. Use this foldable to organize information about five countries, dates, events, and so on.

①



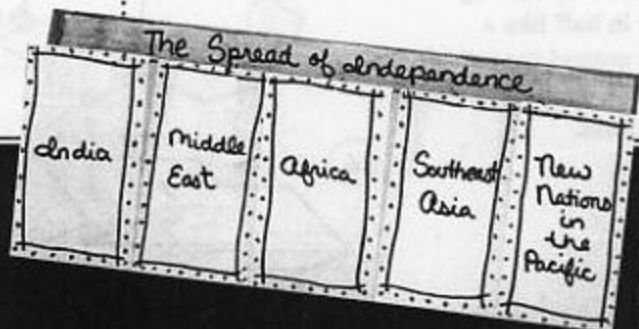
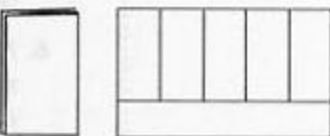
②



③



④



Growth of the Young State

