

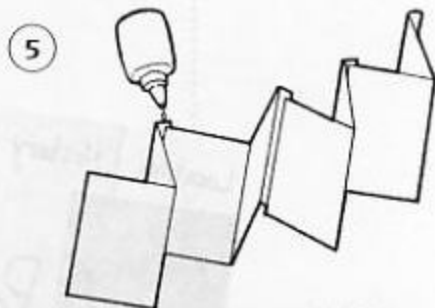
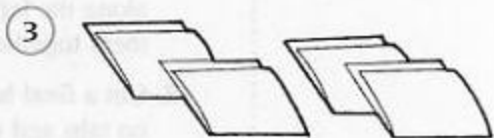
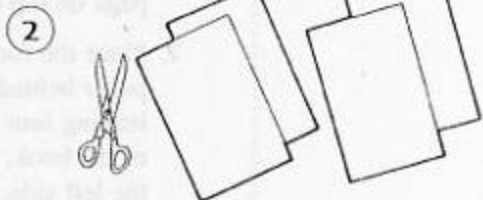
# Accordion Book

1. Fold two sheets of paper into *hamburgers*.
2. Cut the sheets of paper in half along the fold lines.
3. Fold each section of paper into *hamburgers*. However, fold one side one-half inch shorter than the other side. This will form a tab that is one-half inch long.
4. Fold this tab forward over the shorter side, and then fold it back from the shorter piece of paper. (In other words, fold it the opposite way.)
5. Glue together to form an *accordion* by gluing a straight edge of one section into the *valley* of another section.


**NOTE:** Stand the sections on end to form an accordion to help students visualize how to glue them together. See illustration.

Always place the extra tab at the back of the book so you can add more pages later.

Use this book for time lines, sequencing events or information, biographies, and so on.



Have students depict the topic visually on one side of the accordion book and record written information on the other side.

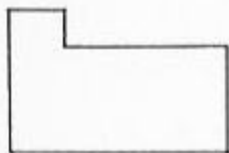
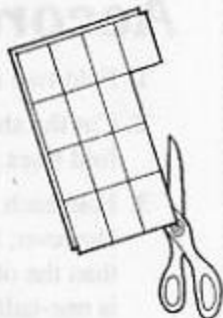


Use different colored paper to indicate before and after, or the beginning, middle, and ending of an event.

When folded, this project resembles a book, and it can be stored in student portfolios. Accordion books can be stored in file cabinets for future use.

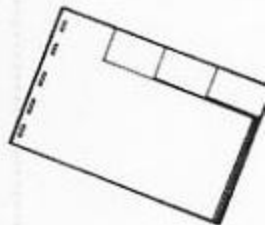
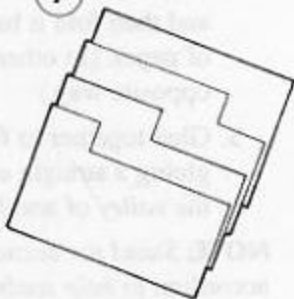
6. Take a third half sheet of paper and place it under the pattern. Cut the first, second, and third right hand squares out of both sheets. Place this third page on top of the second page.

6



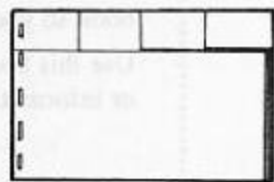
7. Place the fourth, uncut half sheet of paper behind the three cut out sheets, leaving four aligned tabs across the top of the book. Staple several times on the left side. You can also place glue along the left paper edges and stack them together.

7

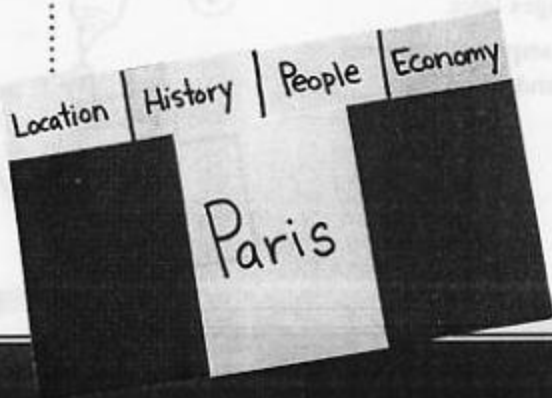


8. Cut a final half sheet of paper with no tabs and staple along the left side to form a cover.

8



Use this foldable to organize several events or characteristics of a person, place, or occurrence.



1914 1915 1916 1917 1918 1919

Events of  
World War I